



CITY OF GREENACRES

ANNUAL REPORT

October 1, 2018 - September 30, 2019

2019



Welcome

MISSION

Continually improving the community's quality of life by providing the best and most cost efficient services and public facilities to exceed the expectations of City residents and businesses.

GOALS

Our goals, objectives and programs are strategically planned to help us achieve our mission. In general, the quality of life in our community is measured by factors that contribute to human life such as safety, physical environment, natural environment, social and leisure resources, and good government. In order to continually improve the quality of life in our City, our focus is on achieving the following goals that make our City a great place to live.



Maintain a Safe Community



Promote Diversity in Community Life, Leisure & Recreation



Maintain a Well Planned, Attractive Community



Promote Excellence in Customer Service



Maintain an Efficient and Effective Local Government



Promote a Professional Workforce through Training & Education

ORGANIZATIONAL VALUES

We are ethical professionals with a high sense of honesty, integrity, and pride in our organization and City. We believe in being fiscally responsible and accountable to residents of our community and being fair, courteous, and respectful to our residents and each other. We are committed to providing quality, timely services through collaboration, team work, creative thinking, and innovation.

contents

Mission, Values, Goals	2	A Safe Community	6-7	Financials	13
Message from Mayor	3	An Attractive Community	8-9	Parks & Facilities Map	14
City Services	4	Community Life & Leisure	10-11	Greenacres at-a-glance	15
Demonstrated Efficiency	5	Fiscal Responsibility	12	Government Directory	16

YEAR IN REVIEW

Message from the Mayor

Greenacres, a diverse and progressive community located in the heart of Palm Beach County, where we offer many special events and programs for our residents.

I'm proud to present you with the City of Greenacres 2019 Annual Report, which documents another year of progress in strengthening the City's finances, reinvesting in our infrastructure, and ensuring that Greenacres is a Great Place to Live.

The report highlights information about City services and financial performance for the past year. The report also provides an overview of the activities related to our organization's goals along with comparative performance measures that demonstrate the City's efficiency and effectiveness in providing you with services that ensure we are being good stewards of your public dollars.

In 2019 property values increased by 9.4% and ad valorem tax revenue increased by \$1,444,167 while the millage rate increased to 6.4 mills. The outlook for 2020 and beyond continues to appear positive as the City's primary intergovernmental revenue sources showed an increase of \$191,800.

The City is committed to providing quality of life projects to our residents with the voter approved One Penny Sales Surtax approved by referendum in 2016. Projects have included new play structure with rubberized surfaces in our parks, park lighting enhancements, City sidewalk enhancements, City median irrigation and landscaping, and Fire Rescue and Youth Programs vehicle replacements.

Greenacres continues to provide the best City services in Palm Beach County at the least cost due to the efficiency of our government operations. Our cost for City government services remained the lowest (\$774 per resident) in comparison to residents' cost in similar sized cities in the County.

As the City continues to grow and face new challenges, we will manage them by staying focused on our values of fiscal responsibility, and collaboration with residents, the business community, civic organizations and our schools. Together, we will continue to make the City of Greenacres a great place where we all want to live, learn, work and play.

Sincerely,



Joel Flores
Mayor of Greenacres



<i>Jonathan Pearce</i> Councilmember District IV	<i>Paula Bousquet</i> Councilmember District V	<i>Peter Noble</i> Councilmember District II
<i>Judith Dugo</i> Deputy Mayor District III	<i>Joel Flores</i> Mayor	<i>John Tharp</i> Councilmember District I

Efficient & Effective Services

BUSINESS MANAGEMENT

Successful businesses provide the best value in goods and services with excellent customer service and outstanding return on investment to their shareholders. In Greenacres, we manage our organization by employing the best business practices and continually evaluate the quality and cost of our services to ensure that our residents and businesses get the best value in services and that the City is being a good steward with their public investment.



PERFORMANCE MEASURES

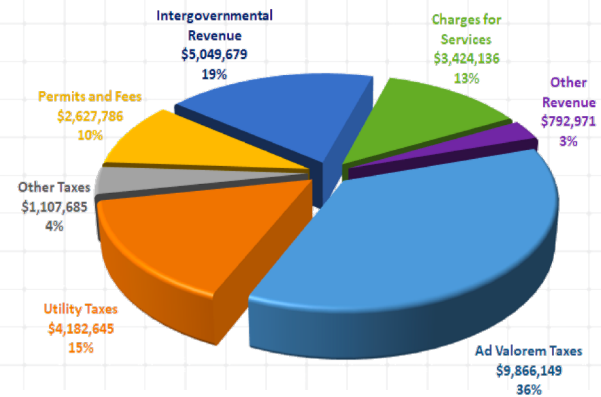
The City utilizes a performance management system to manage for even better results from the taxpayer's perspective. Our performance measures include the inputs (*resources to provide a service*), outputs (*amount of services*), efficiency (*productivity or unit cost*), and effectiveness (*quality of service*). Performance measures are part of the City's annual budget which is based on allocating resources for plans, programs and strategies to accomplish our short and long term goals to help achieve our mission. The performance measurement system is used to evaluate our service delivery system to ensure its efficiency and effectiveness.

We also compare our actual efficiency and effectiveness measures with benchmarking data from comparably sized cities in order to continually improve our service delivery process.

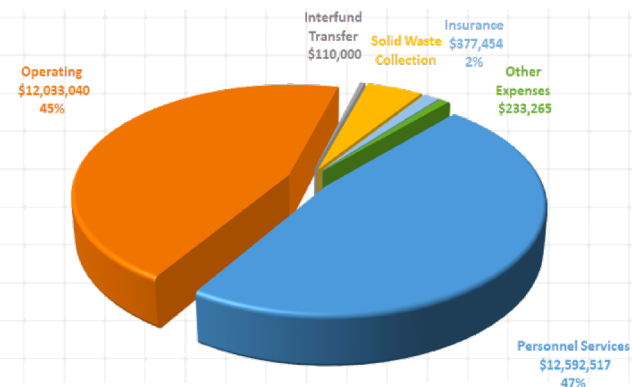
BENCHMARKING

To assess our performance, we analyzed the cost of our services with comparably sized and adjacent cities providing similar services. An indicator of efficiency is the cost per resident for City government services included in the general operating fund. Of the comparable cities, Greenacres residents have the lowest cost for city government services at \$774 per resident. The analysis also shows that City residents have one of the lowest solid waste and recycling collection rates at \$13.49 per month.

2018 GENERAL FUND REVENUE



2018 GENERAL FUND EXPENDITURES



General Fund Revenues & Expenditures: The City's primary revenue sources are Ad-Valorem (*property taxes - \$9.8 million*), Utility Taxes (*\$4.1 million*), and Intergovernmental Revenues (*\$5.0 million*), which support the bulk of the services provided to City residents by its employees through Personnel Services (*\$12.5 million*).

GOVERNMENT SERVICES

General Government

Legislative: Establishment of laws and policies that promote the welfare of the City and protect the health and safety of residents.

Executive: Financial and administrative services to manage day to day business operations including general management, budgeting, accounting, human resources, purchasing, information technology, legal counsel, and planning, engineering and zoning.

Public Services

- ▶ Police (law enforcement & crime prevention)
- ▶ Fire Protection (prevention & suppression)
- ▶ Emergency Medical Care and Transport
- ▶ Construction Permitting and Inspections
- ▶ Code Enforcement
- ▶ Emergency Management

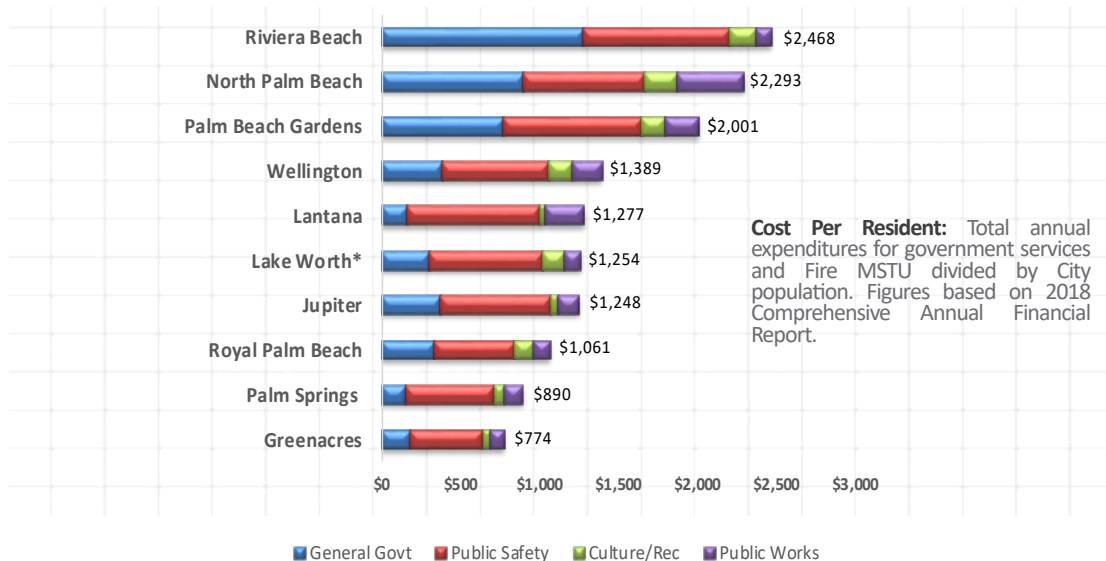
Culture/Recreation

- ▶ Parks
- ▶ Recreation and Leisure Activities
- ▶ Community Events
- ▶ After School Care & Summer Care

Public Works

- ▶ Solid Waste and Recycling Collection
- ▶ Public Roads and Drainage Systems
- ▶ Traffic Control and Signage
- ▶ Public Rights-of-Way Maintenance

2018 GOVERNMENT SERVICES COST PER RESIDENT



A Safe Community

LAW ENFORCEMENT

The Palm Beach County Sheriff's Office has now been serving the Greenacres community for four (4) years. Since the inception, PBSO has fostered a partnership with Greenacres City staff, local businesses, non-profit organizations, and community leaders. PBSO's primary goals are to provide professional law enforcement service and vigorously pursue those who commit serious crimes. PBSO continues to subscribe to a predictive policing approach with its enforcement efforts and continues to provide sustainable solutions to combat criminal activity.

- ▶ Radar/Speed Trailers were deployed weekly to reduce speeding and provide traffic awareness. In addition, PBSO attended meetings with state and local traffic engineers where ideas and strategies were implemented to improve the safety of Greenacres roadways and traffic patterns.
- ▶ Through a J.A.G. grant the City was able to purchase a License Plate Reader (L.P.R.). The new camera equipment will afford Law Enforcement the capability of rapidly deploying the equipment in area's experiencing an increase in crime.

- ▶ PBSO community policing unit created the first ever Police Athletic League (P.A.L.) basketball team and participated in multiple youth summer camps.
- ▶ PBSO and the City of Greenacres implemented a new Detective Sergeant position. This position allowed for more oversight and professional investigative standards. As a result, District 16 Detective Bureau was awarded, "Detective Bureau of the Year".

PERSON/PROPERTY CRIME ACTIVITIES	REDUCED BY
Shootings	50%
Stabbings	50%
Robberies	10%
Residential Burglaries	26%
Assaults	40%
Stolen Vehicles	38%

PBSO and the City of Greenacres are committed to a shared vision of professional service and will continue to collaborate together to ensure the citizens of Greenacres have a safe environment to live.

FIRE RESCUE / EMS

Greenacres Fire Rescue provides fire suppression and medical response to a response area of 5.79 square miles of land area and 0.07 square miles of water area. Additionally, we also provide fire and medical response services for the City of Atlantis, Florida with a land area of 1.39 sq. miles. We currently protect these areas with two (2) strategically located fire stations and respond with a minimum of 13 personnel. The average daily responses from both stations is currently one of the highest in Palm Beach County at 18.6 calls for service in a 24-hour period.

The Department optimizes patient care by maintaining rapid response times, enhanced training, and implementation of proven techniques, combined with the most advanced emergency medical protocols available. Moreover, we continue to engage the public by offering community outreach programs such as, Cardio Pulmonary Resuscitation (CPR) classes, blood pressure screenings, health fairs, school demonstrations, and public awareness lectures.

FIRE PREVENTION & PROTECTION

The program focuses on protecting people and property from fires through the reviews of building construction plans for compliance with life/safety codes and providing public fire safety education.

FIRE/EMS ACTIVITIES	QUANTITY
General Service Calls	6,535
Medical Service Calls	5,046
Fire Calls	111
Fire Related Calls <i>(Alarms/Smoke Scares/Gas Leaks)</i>	431
Average Response Time	6.00 min.
ALS Transports	2,401
BLS Transports	848
Patients Treated	5,849
Blood Pressure Screenings	121
CPR Certifications	66
Station Tours	78



FIRE PREVENTION ACTIVITIES	QUANTITY
Fire Safety Inspections	1,738
Fire Safety Programs	8
Fire Investigations Conducted	16
Construction Plans Reviewed	175
Approximate Value of Property Fire Loss	\$396,745

PERMITS & INSPECTIONS

This program provides a review of residential and commercial construction plans and field inspections to ensure compliance with adopted building construction and life safety codes.

PERMIT & INSPECTION ACTIVITIES	QUANTITY
Permits Issued	2,360
Total Inspections	8,046
Certificate of Occupancy (C.O.)	49
Estimated Value of Construction	23,737,048

CODE ENFORCEMENT

This program provides for the detection, investigation, and elimination of violations of City laws relating to zoning (*property use*), property maintenance standards, and nuisances.

CODE ENFORCEMENT ACTIVITIES	QUANTITY
Violation Inspections	1,256
Cases Processed	354
Cases Complied	304
Fines Collected	\$3,930

PUBLIC FACILITIES MAINTENANCE

This program focuses on the inspection and maintenance of public facilities to ensure their safety to users. The City's public facilities are comprised of public buildings, parks, road rights-of-way, streets, sidewalks, medians, roadway signage and lighting, and storm drainage systems, including inlets, pipes, lakes, and canals.



EMERGENCY MANAGEMENT

This program provides for developing plans of action for when disaster strikes, deploying first responders and emergency services in the disaster area, and restoring and repairing critical infrastructure. These efforts are coordinated with the County, State, and Federal governments that have various lead roles. In 2019, the City continued to update its plans and employees continued incident management training.



PASSPORT INTAKE FACILITY

The City of Greenacres serves as a Passport Acceptance location. Once the intake process has been completed at our office, your passport application is then forwarded to a Passport Agency for processing as the U.S. Department of State issues the passports.

PASSPORT PROCESS	QUANTITY
Applications Processed	3,758
Application Photos	1,933
Total Processed	5,691

SCHOOL CROSSINGS

The Palm Beach County Sheriff's Office (PBSO) School Crossing Guards play an important role in the community by protecting the lives of school children who walk and bike ride to and from school. Crossing Guards provide safety awareness and education to children teaching them safe crossing techniques and educating them on various pedestrian and bicycle safety laws.





An Attractive Community

ZONING, LAND USE AND DEVELOPMENT

ZONING, LAND USE & DEVELOPMENT ACTIVITIES	QUANTITY
Annexations	2
Site Plan Approvals	1
Site Plan Amendments	13
Variances	1
Temporary Use Permits	28
Commercial Square Footage Approved	4,465
New Dwelling Units Approved	0
Previously Approved Dwelling Units Constructed	34
Landscape Inspections	105

MAINTENANCE OF COMMUNITY ASSETS

COMMUNITY ASSETS ACTIVITIES	QUANTITY
Lane miles of Pavement	45.80
Medians	72
Trees in public rights-of-way	1,983
Stormwater Structures	646
Public Buildings	17
Miles of Alleyways	5.56
Public Parks	14
Acres Mowed in Public Parks	68
Athletic Fields	10
Athletic Courts	20
Playground Structures	13
Trees in Parks & Public Grounds	4,792

COMMUNITY ACTIVITIES

ARBOR DAY CELEBRATION: This year marked the 27th consecutive year that the City has received the Tree City USA Award. Our annual Arbor Day Celebration was held at Ira Van Bullock Park on April 26, 2019. Fifteen children from the City’s After School Youth Program helped plant three (3) Florida Native Live Oak Trees around the main pavilion. Participants were invited to return to the Park to proudly inspect the progress of the trees they helped plant. Hosting an annual Arbor Day celebration is just one of the many requirements the City of Greenacres must accomplish in order to receive the Tree City USA Award.

2019 GREAT AMERICAN CLEANUP: On March 22, 2019, approximately 80 students from Greenacres Christian Academy volunteered to make a difference in the City of Greenacres. Students worked hard to pick up trash and debris within the canal along Biscayne Drive and to de-litter along Haverhill Road and throughout the Original Section of the City. An estimated 1,100lbs of trash were collected.



CAPITAL IMPROVEMENT PROGRAM

On an annual basis, the City adopts a Capital Improvement Program which identifies new equipment and facilities needed to accommodate new growth and replacement of equipment and infrastructure that has outlived its useful life. The program is funded by impact fees paid by developers of commercial and residential projects and by grants. The following is a sample of budgeted projects undertaken in FY 2019.

FREEDOM PARK IMPROVEMENTS

- ▶ New play structure installed, replacing previous one installed in 2003. A rubber safety surface and a shade system also included with installation.
- ▶ Parking lot was resurfaced along with the walking path along the Freedom Park lake.
- ▶ The sports turf on the soccer field was replaced, and an eight (8) foot fence was installed around the fields at Freedom Park to protect the playing surface of the fields from unauthorized users.

BURROWING OWL PARK

- ▶ New play structure installed, replacing the previous one installed in 2001. A rubber safety surface was also included with installation.
- ▶ Basketball courts repaired and repainted.

VETERAN'S PARK

- ▶ Basketball and Futsal Court repaired and repainted.
- ▶ Basketball courts repaired and repainted.

COMMUNITY CENTER

- ▶ Basketball court was upgraded with new bleachers and new hybrid flooring.
- ▶ Meeting rooms were upgraded with new flooring, painting and replacement of doors to improve aesthetics.

ORIGINAL SECTION DRAINAGE IMPROVEMENTS - PHASE V

Improvements for Phase-5 of an overall eight (8) phase plan consists of the enhancement of the existing stormwater drainage system for the Original Section by increasing the storage capacity and conveyance effectiveness of the existing alleys through excavation and grading.

Also included are improvements to the capacity of the connections from the alleys to the First Street drainage system (CDBG 2016-2017) and the L-11 Canal. After construction is complete, roadway pavement, sidewalks, swales, and traffic control signage disturbed by the construction will be restored.



Community, Life & Leisure

GREENACRES COMMUNITY CENTER

The Greenacres Community Center is a focal point for a large portion of the community and provides programs by vetted instructors. It offers our residents of all ages, and our growing business community, a convenient and friendly environment for a variety of programs and services. Classrooms provide for an array of activities catering to the youth, adult and senior communities, and at times the Center is open for events for the entire community to attend.

Also provided is our Banquet Facility which seats 160 guests. It includes a catering kitchen, new dance floor, restrooms, classroom, and administrative offices. The facility provides the public with a functional, affordable and centrally located option for weddings, parties, seminars, workshops, meetings, graduation ceremonies and more.

CAMPS

The program provides a fun, educational, safe, and structured environment for children in Kindergarten through the 12th grade. Over 155 children participated in the eight-week summer camp that included a variety of educational activities and field trips. The winter and spring camps had approximately 140 children who enjoyed new experiences, crafts, field trips, and activities.

ATHLETICS

Participants in the City's athletic leagues consisted of 655 adults and 683 youth in 2019, Co-ed basketball and Soccer were enjoyed by all.

QUALITY IMPROVEMENT SYSTEM ANNUAL ASSESSMENT

Once again, Afterschool Youth Programs was ranked one of the highest rated afterschool programs in the County with an average score of 4.8 out of a possible 5. PrimeTime of Palm Beach County and the Children Services Council launched the Afterschool *Quality Improvement System* (QIS) to ensure children in Palm Beach County receive exceptional afterschool programs.

The Youth Programs were assessed March 4th through the 6th and received amazing accolades from the Council on Accreditation during the March 2019 re-accreditation process. Review of the Program Policies & Procedures, classroom observations, site visits, interviews with staff, parents, participants, community partners and vendors were conducted. The assessors who evaluate afterschool programs internationally, stated the City's program was "*light years ahead*" of all others they had assessed.



*Bringing People
together...*



...through

- ▶ Community & Special Events
- ▶ Recreational & Educational Classes and Activities
- ▶ Athletic Programs

2019 ANNUAL COMMUNITY SPECIAL EVENTS


Our City events had a combined attendance of approximately 24,500 attendees with a 97% satisfaction rate from attendees.



FIESTA DE PUEBLO: This co-sponsored, cultural event was held at our Samuel J. Ferreri Community Park and organized by the Puerto Rican Hispanic Chamber of Commerce. Over 4,500 guests enjoyed live music, vendors, great food, and the Three Kings Celebration.



INGITE THE NIGHT: Independence Day was celebrated by over 7,500 visitors who enjoyed a spectacular Zambelli fireworks display at Samuel J. Ferreri Community Park. Great entertainment, food vendors, inflatable amusements and more were included.



DADDY, DAUGHTER DANCE: This special event was enjoyed by approximately 100 attendees and included an annual dinner dance, roses, games, prizes, ice cream sundae bar, and a professional photo to remember your memorable evening.



BACK TO SCHOOL EVENT: This event was a huge hit for the estimated 650 attendees. Due to weather conditions, the event was held indoors where parents drove through Fire Rescue Station #94 to pickup their free backpacks and school supplies.



EGG'STRAVAGANZA: Over 5,000 attendees enjoyed our annual Spring event which included hunting for more than 20,000 eggs at Samuel J. Ferreri Community Park, enjoying free hayrides, food vendors, arts and crafts, and inflatable fun!



COMMUNITY THANKSGIVING DINNER: The City celebrated its 20th Annual Thanksgiving Dinner held at the Greenacres Community Center. This is a volunteer driven event by Legacy Church, local businesses, City Councilmembers, City Staff and residents. Meals were delivered to those unable to attend.



ROCK -N- ROLL SUNDAY: This fund raising event is held annually to support our Veterans. Over 2,000 attendees enjoyed a Classic Cars and Motorcycles show, live entertainment, food, and much more.



HOLIDAY IN THE PARK: This memorable holiday celebration included a tree lighting ceremony, numerous local school performances, holiday music, food trucks, adult beverages, horse and carriage rides, visits with Santa, gifts, and much more.

YOUTH PROGRAMS

C.A.R.E.S.: The Children Are Really Extra Special Program is a nationally accredited, licensed year-round afterschool program serving 135 elementary school age children on a daily basis. The program provides opportunities such as field trips, computer instruction, art expression, and daily homework assistance, and has been very successful, with 71% of students enrolled demonstrating improved grades.

COOL ZONE: This licensed program provides services and activities year-round for over 35 middle school youth, developing leadership skills, community involvement and career development. Students are involved in S.T.E.A.M. activities and numerous community service ventures. In 2019 our Youth Program - Cool Zone received one of the highest Quality Improvement System (QIS) scores with a 4.94 out of a possible 5.

HOT SPOT: A supervised, drug-free program for 25 high school students that provides a safe environment for teens to gain knowledge in life skills, opportunities for higher education and career exploration, while shaping future community leaders through structured activities, college tours, and volunteer opportunities.

Fiscal Responsibility

PROPERTY TAXES

As required by Florida law, on an annual basis the City of Greenacres sets a property tax rate, also referred to as the “millage rate”. Property taxes are calculated by multiplying the millage rate times the assessed property value determined by the County Property Appraiser.

Property tax revenues are affected by new construction, existing property values, and the property tax rate. In 2019, the City collected \$11.3 million in property taxes, which was approximately \$0.8 million greater than 2018 due to an increase in property values. The property tax millage rate increased to 6.40 mills. In evaluating property taxes, rates alone do not provide an objective measure of what residents pay for government services. An objective measure is the Property Tax Per Person which takes into account the millage rate, total taxable values, and the total population.

The following chart shows that the City of Greenacres has the lowest per capita tax among the ten (10) largest cities in the County, clearly demonstrating that our residents have the lowest property tax burden.

GRANTS

The City received over \$742,000 in grant funding for several large projects including the First Street Stormwater Drainage Project and Chest Compression Systems for our Firefighters.

Through a J.A.G. grant the City was able to purchase a Fixed License Plate Reader (L.P.R.). The new equipment will allow law enforcement to capture license plate data on vehicles to determine if the vehicles is involved in a crime.

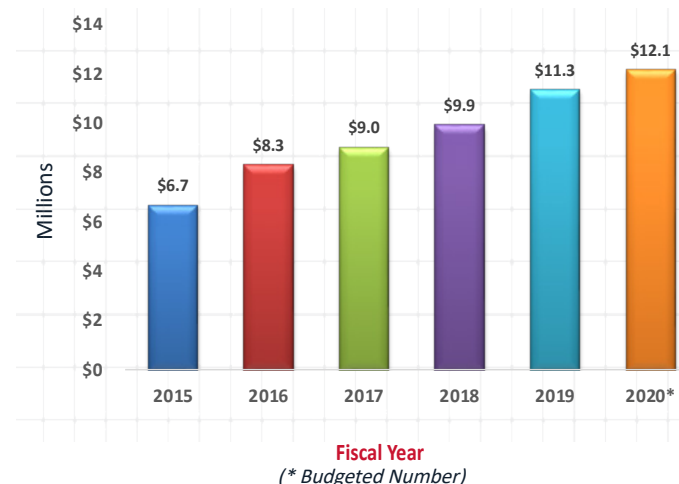
AWARD WINNING FINANCIALS

The City’s financial documents, including the Comprehensive Annual Financial Report and the Annual Budget, are submitted to the Government Finance Officers Association (GFOA) for review and evaluation. The documents are reviewed for conformance with the highest standards for preparation of state and local government financial reports and budget presentation.

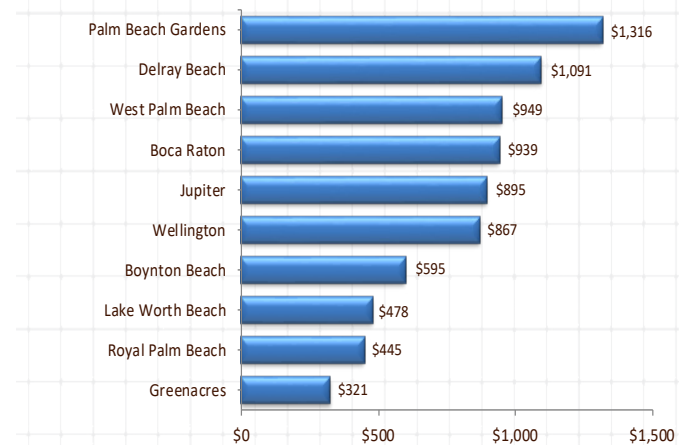
The City’s financial documents have received the following prestigious national awards from the Government Finance Officers Association:

- ▶ Certificate of Achievement for Excellence in Financial Reporting for the Comprehensive Annual Financial Report for the fiscal year (FY2018) ending September 30, 2018. *(This certificate has been received for 27 consecutive years).*
- ▶ Outstanding Achievement in Popular Annual Financial Reporting for the fiscal year (FY2018) ending September 30, 2018. *(This certificate has been received for ten (10) years).*
- ▶ Distinguished Budget Presentation Award for the fiscal year (FY2019) beginning October 1, 2018. *(This award has been received for 26 consecutive years).*

GREENACRES PROPERTY TAX REVENUE



PROPERTY TAX PER PERSON



Property Tax Per Person: Total revenue generated from property taxes divided by the City population. Based on 2018 Palm Beach County Property Appraiser Report.

FIVE-YEAR FINANCIAL SUMMARY

ALL GOVERNMENTAL FUNDS

Governmental Revenues	2015	2016	2017	2018	2019
Taxes	11,805,795	13,421,388	16,205,819	18,117,913	19,734,733
Permits and Franchise Fees	2,316,146	2,710,914	2,720,616	2,627,886	2,470,583
Intergovernmental	5,672,011	5,179,941	5,310,832	5,517,752	5,862,915
Charges for Services	3,265,337	3,542,288	3,614,726	3,561,148	4,077,524
Fines and Forfeitures	216,334	109,790	126,688	111,778	96,233
Impact Fees	355,642	215,443	291,477	108,167	113,768
Investment	182,246	258,008	105,563	256,298	673,416
Contributions	44,785	26,362	25,612	10,383	16,927
Rental Income	599,848	539,734	507,844	566,025	648,026
Miscellaneous Revenues	119,994	172,672	102,308	134,043	288,537
Total:	\$24,578,138	\$26,176,540	\$29,011,485	\$31,012,393	\$33,982,662

Governmental Expenditures	2015	2016	2017	2018	2019
General Government	3,389,229	3,823,737	3,336,982	3,584,908	3,828,807
Public Safety	13,254,521	15,539,862	17,007,595	17,864,359	18,777,411
Transportation	1,489,646	1,433,172	1,505,029	1,582,775	1,730,683
Culture/Recreation	1,503,044	1,733,112	1,868,310	2,053,816	2,050,276
Physical Environment	1,824,867	1,895,157	2,001,145	1,927,759	1,920,540
Capital Outlay	2,543,156	4,972,137	2,688,119	3,235,853	4,059,837
Debt Service	403,170	403,260	403,211	403,193	403,206
Total:	\$24,407,633	\$29,800,437	\$28,810,391	\$30,652,663	\$32,770,760

Increase (Decrease) in Fund Balance:	\$ 170,505	\$(3,623,897)	\$ 201,094	\$ 359,730	\$ 1,211,902
--------------------------------------	-------------------	----------------------	-------------------	-------------------	---------------------

The five (5) year financial summary shows the total revenues and expenditures for all governmental funds. The City maintains ten (10) governmental funds: the General Fund, four (4) Special Revenue Funds, one (1) Debt Service Fund, and four (4) Capital Projects Funds. The City adopts an annual balanced budget for all funds and maintains a fund balance for each of those funds, the largest of which is the General Fund with a minimum unassigned fund balance of 25% of expenditures.

The complete Audited Comprehensive Annual Financial Report (CAFR) for the fiscal year ending September 30, 2019, is available on the City's website at www.greenacresfl.gov.

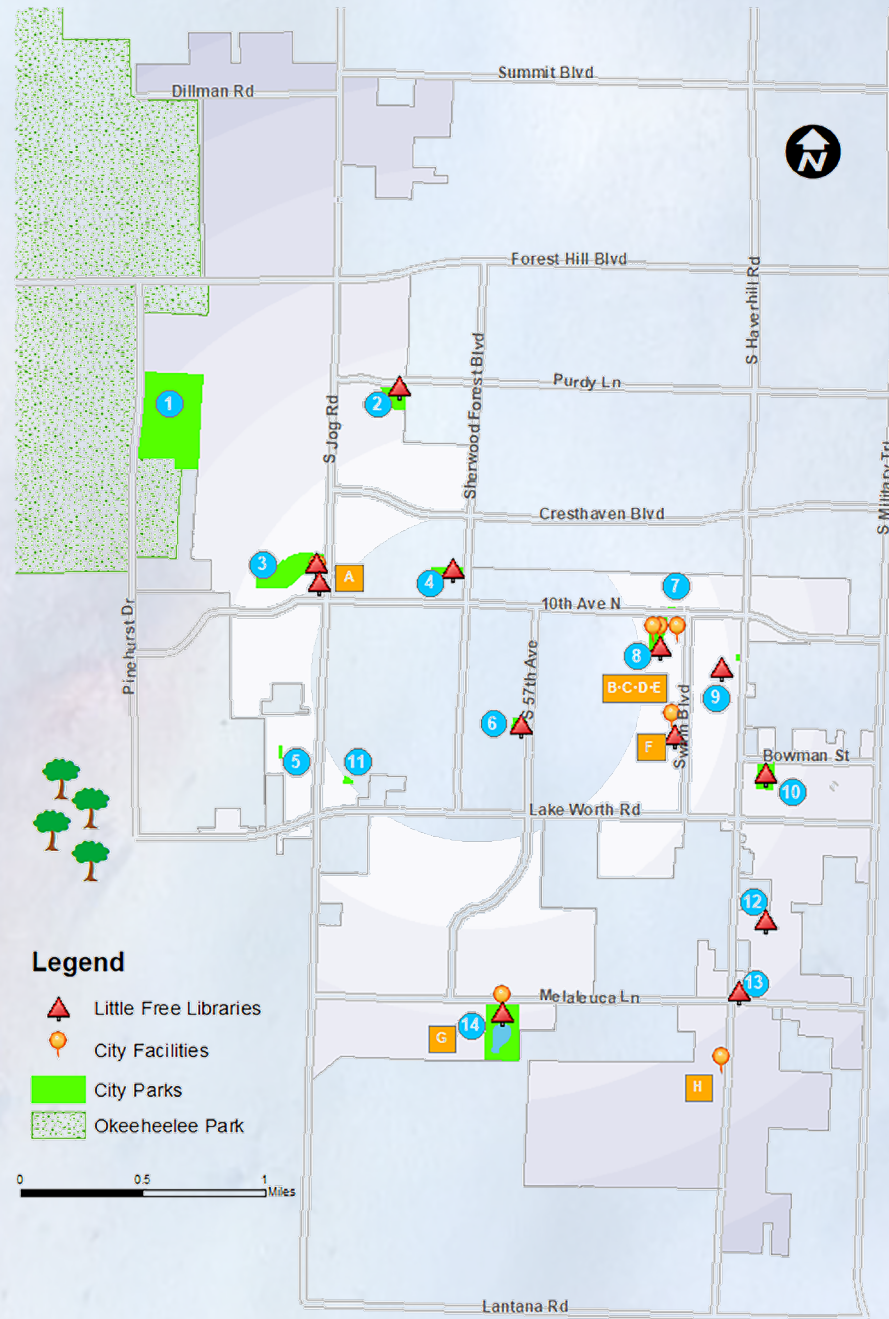
Parks & Facilities Location

CITY FACILITIES

A	PBSO District 16 & Fire Rescue Station 94 - 2995 So. Jog Road
B	Community Center - 501 Swain Boulevard
C	Community Hall (Afterschool Programs) - 501 Martin Avenue
D	Old City Hall (Afterschool Programs) - 500 Perry Avenue
E	Community & Recreation Services - 501 Swain Boulevard
F	Greenacres History Museum - 301 Swain Boulevard
G	City Hall & Public Works Complex - 5750/5800 Melaleuca Lane
H	Fire Rescue Station 95 - 5095 Haverhill Road

CITY PARKS

1	Greenacres Freedom Park - 2400 Pinehurst Drive
2	Veterans Park - 250 Purdy Lane
3	Samuel J. Ferreri Community Park - 2905 Jog Road
4	Burrowing Owl Park - 2655 Sherwood Forest Boulevard
5	Ramblewood Park - 6535 Ramblewood Circle
6	Roy Rambo Park - 3595 So. 57th Avenue
7	Friend Park - 5265 10th Avenue North
8	Ira Van Bullock Park - 520 Perry Avenue
9	Oasis Park - 460 Jackson Avenue
10	Bowman Park - 4750 Bowman Street
11	Heather Estates Park - 3851 Heather Drive West
12	Empire Park - 4429 Empire Way
13	Gladiator Park - 4759 Gladiator Circle
14	City Hall - Walking Trail - 5800 Melaleuca Lane



Greenacres at-a-glance

- ▶ LOCATED IN CENTRAL PALM BEACH COUNTY IN SOUTHEAST FLORIDA, FIVE (5) MILES FROM THE ATLANTIC OCEAN.
- ▶ CITY MANAGER APPOINTED BY THE COUNCIL.
- ▶ FOUNDED BY LAWRENCE CARTER SWAIN AND INCORPORATED IN 1926 (*REINCORPORATED 1947*).
- ▶ MUNICIPAL DEPARTMENTS: ADMINISTRATION, FINANCE, BUILDING, COMMUNITY & RECREATION SVCS., PLANNING & ENGINEERING, PUBLIC WORKS, FIRE RESCUE (*FIRE, EMERGENCY MEDICAL SVCS.*).
- ▶ COUNCIL-MANAGER FORM OF GOVERNMENT.
- ▶ MUNICIPAL EMPLOYEES: 134 FULL-TIME 40 PART-TIME
- ▶ MAYOR & FIVE-MEMBER COUNCIL (*NONPARTISAN*), ELECTED AT LARGE FOR FOUR-YEAR STAGGERED TERMS.

DEMOGRAPHICS

Population (BEBR)	
as of April 1, 2010	32,267
as of April 1, 2019	39,813
Age & Gender (Census 2010)	
Male	17,858
Female	19,715
Under 5 Years	2,729
5 - 19 Years	7,541
20 - 64 Years	21,100
65 and Over	6,203
Median Age (Years)	
	36.3
Housing (2019)	
Total Housing Units	17,371
Single Family	4,881
Multi Family	12,490
Average Assessed Values (2015)	
Single Family Homes	\$120,170
Condominiums	\$53,029
Town Homes	\$81,128
Median Family Income (ACS 2011-2013)	
	\$50,861

ECONOMICS

Gross Taxable Property Value (2018)	\$1,830,329,622
Property Tax Rate	\$6.40/\$1,000
Fiscal Year 2019 Operating Budget	\$36,493,430
Business Tax Receipts	1,812
Rental Business Tax Receipts	1,399

LAND USE

Land Area	5.84 Sq. Miles
Land Use	% of Total
Residential	65%
Commercial	9%
Public	10%
Mixed Use	1%
Study Area/Roads/Canals	15%
Developed	97%
Undeveloped	3%

Parks

Active (94.1 Acres)	12
Passive (.50 Acres)	2
Local County (1,700 Acres)	1

EDUCATION

Public	
Elementary Schools	5
Middle Schools	3
High Schools	1
Private	
Primary & Secondary Schools	3

OTHER

Tree City USA Designation (since 1992)	28 Years
Library	1
Post Office	1

CITY OFFICIALS (as of September 30, 2018)


Joel Flores	Mayor
John Tharp	Councilmember District 1
Peter A. Noble	Councilmember District 2
Judith Dugo	Councilmember District 3
Jonathan G. Pearce	Councilmember District 4
Paula Bousquet	Councilmember District 5
Andrea McCue	City Manager



PRSRST STD
 U.S. POSTAGE
 PAID
 WEST PALM BEACH
 FLORIDA
 PERMIT NO. 1505

GOVERNMENT DIRECTORY

City Hall	Phone
General Information	561-642-2000
Administration	
Mayor & City Council	561-642-2017
City Manager	561-642-2017
City Clerk / Passports	561-642-2006
Human Resources	561-642-2011
Palm Beach Sheriff's Office - District 16 Greenacres	
Emergency - Police	911
General - Police Non-Emergency	561-688-5210
Greenacres Fire Rescue	
Emergency - Fire/Medical Services	911
General Non-Emergency- Fire/Medical Services	561-642-2129
Finance Department	
General	561-642-2013
Community & Recreation Services	
Administration	561-642-2181
Community Center	561-642-2090
Youth Programs <i>(After Schools & Camps)</i>	561-642-2193



www.greenacresfl.gov

City Hall	Phone
Planning & Engineering Department	
Planning	561-642-2054
Engineering	561-642-2054
Building Department/Code Enforcement	
Building	561-642-2052
Code Enforcement	561-642-2043
Local Business Tax <i>(FKA Occupational Licenses)</i>	561-642-2053
Public Works Department	
Administration	561-642-2071
Solid Waste Collection	561-642-2071
Utilities	
Palm Beach County Water Utilities	561-740-4600
Florida Power & Light <i>(FPL)</i>	561-697-8000
AT&T: Residential	1-877-737-2478
Business	1-866-620-6900
Comcast Cable <i>(d/b/a Xfinity - Digital Cable, Internet, Phone)</i>	1-800-934-6489
Florida Public Utilities <i>(Gas)</i>	561-832-0872
Solid Waste/Recycling	561-642-2071